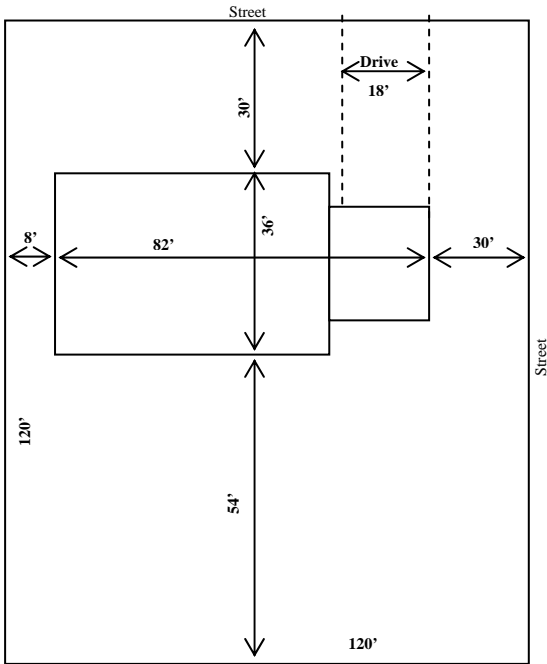


# SKETCH LAYOUT FOR APPLICATION FOR ZONING PERMIT CORNER LOT

Application No. \_\_\_\_\_

Owner: \_\_\_\_\_ Address \_\_\_\_\_

Lot No.: \_\_\_\_\_



Indicate below exactly what you plan to build, giving all dimensions as shown in Typical Sketch at left. It need not be drawn to scale. Show the planned off-street parking you will provide.

The Village Staff will help with lot numbers, name of subdivision, and lot dimensions as the official tax maps have it recorded. If your deed should indicate otherwise, it will be your responsibility to establish the difference.

Description of improvements as follows:

---



---



---



---



---

Space below to be used by Applicant

---

Date \_\_\_\_\_

Signed: \_\_\_\_\_

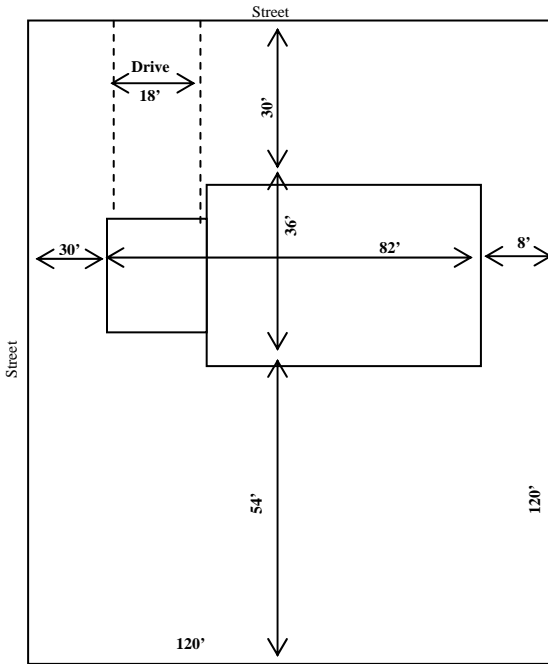
Applicant Property Owner

# SKETCH LAYOUT FOR APPLICATION FOR ZONING PERMIT CORNER LOT

Application No. \_\_\_\_\_

Owner: \_\_\_\_\_ Address \_\_\_\_\_

Lot No.: \_\_\_\_\_



Indicate below exactly what you plan to build, giving all dimensions as shown in Typical Sketch at left. It need not be drawn to scale. Show the planned off-street parking you will provide.

The Village Staff will help with lot numbers, name of subdivision, and lot dimensions as the official tax maps have it recorded. If your deed should indicate otherwise, it will be your responsibility to establish the difference.

Description of improvements as follows:

\_\_\_\_\_

\_\_\_\_\_

\_\_\_\_\_

\_\_\_\_\_

\_\_\_\_\_

Space below to be used by Applicant

---

Date \_\_\_\_\_

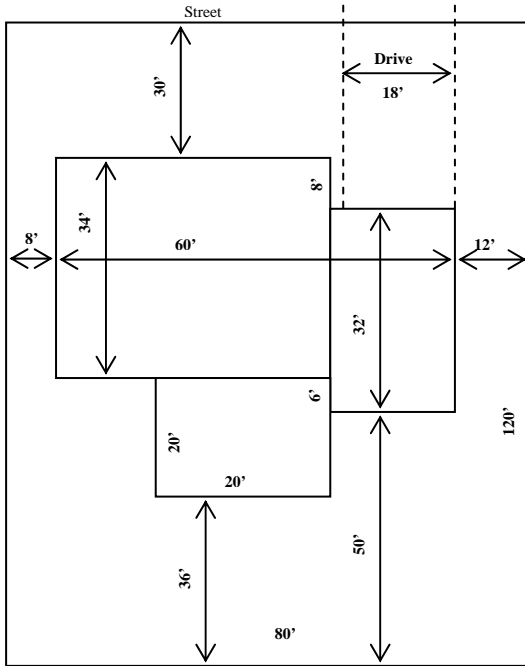
Signed: \_\_\_\_\_  
Applicant Property Owner

# SKETCH LAYOUT FOR APPLICATION FOR ZONING PERMIT INTERIOR LOT

Application No. \_\_\_\_\_

Owner: \_\_\_\_\_ Address \_\_\_\_\_

Lot No.: \_\_\_\_\_



Indicate below exactly what you plan to build, giving all dimensions as shown in Typical Sketch at left. It need not be drawn to scale. Show the planned off-street parking you will provide.

The Village Staff will help with lot numbers, name of subdivision, and lot dimensions as the official tax maps have it recorded. If your deed should indicate otherwise, it will be your responsibility to establish the difference.

Description of improvements as follows:

\_\_\_\_\_

\_\_\_\_\_

\_\_\_\_\_

\_\_\_\_\_

Space below to be used by Applicant

---

Date \_\_\_\_\_

Signed: \_\_\_\_\_

Applicant Property Owner